

VFD Inverter Speed Control Driver CNC Mill & Router Spindle

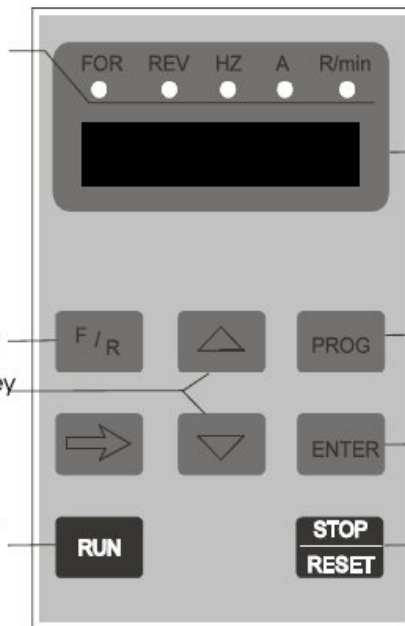
Inverter

Features

- 16 bit micro-processor controlled by SPWM
- Constant torque at low speed
- 20 KHz carrier frequency low noise
- RS485 port for networking
- Input 1 phase AC 220V & output 3 phase for all models under 2.2 KW
- Input 3 phase AC 220V or 380V & output 3 phase AC 220V or 380V for all models over 2.2 KW
- Variable output frequency 0 ~ 400 Hz
- Variable output voltage 220V ~ 400V
- Forward & Reverse CW & CCW control
- External analog speed control
- Constant rotating speed
- Large Programming control parameters for speed, torque, inductance, interference, Noise
- Control panel
- Large power range 0.5 ~ 22 KW
- Hard copy manual for feature, programming, wiring etc.



Operation Mode Indicators
forward run, reverse run,
frequency, current, Speed.



Main Displaying
Area; output Volta
ge, frequency, curre
nt, acDc Voltage,
rotation, speed cou
ntion, temperature

Forward or reverse run key
Numerical change key

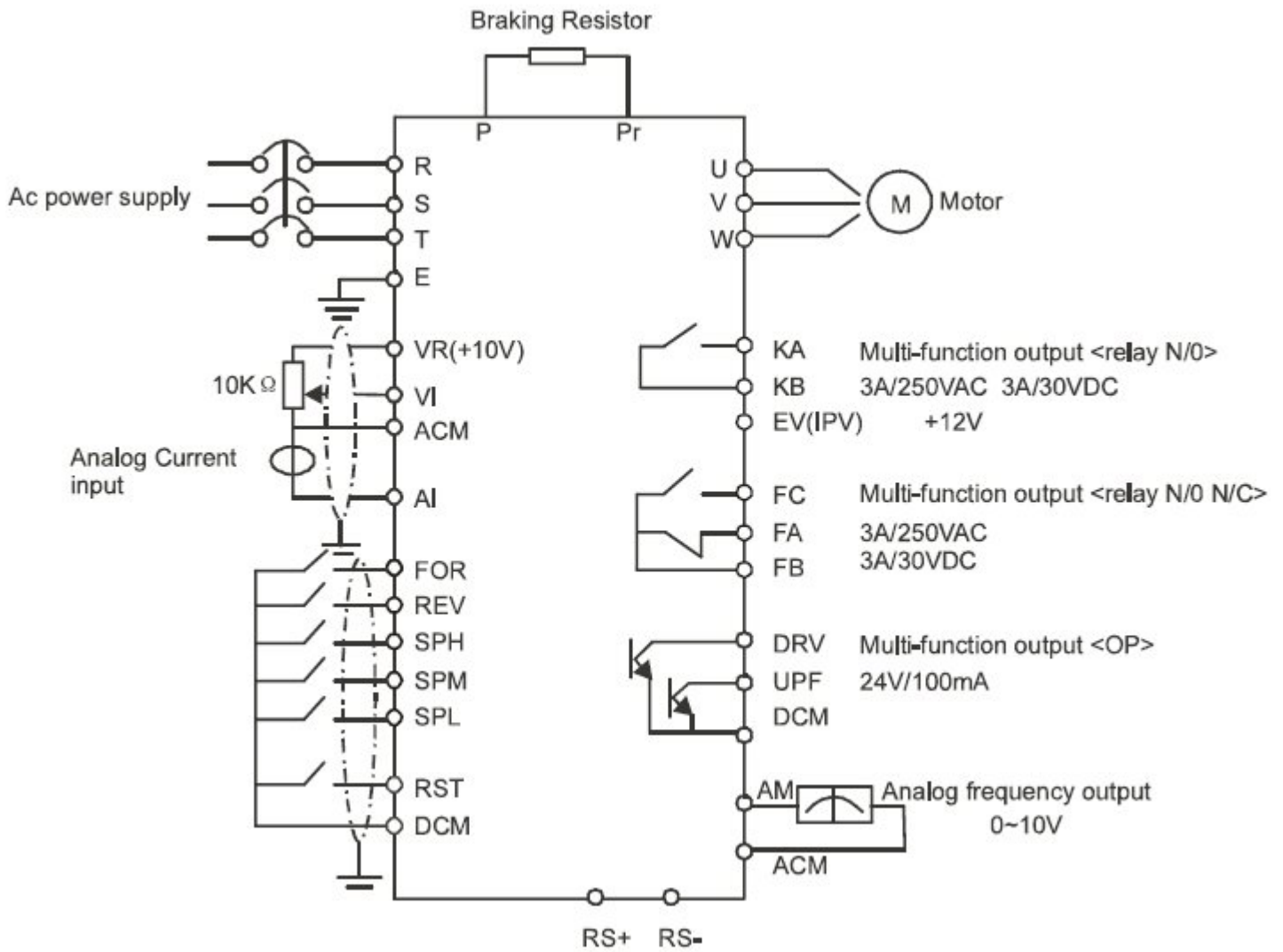
Function selection key

Read/write key

Run Key

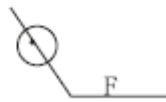
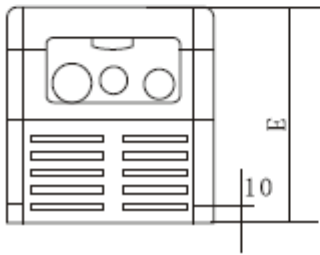
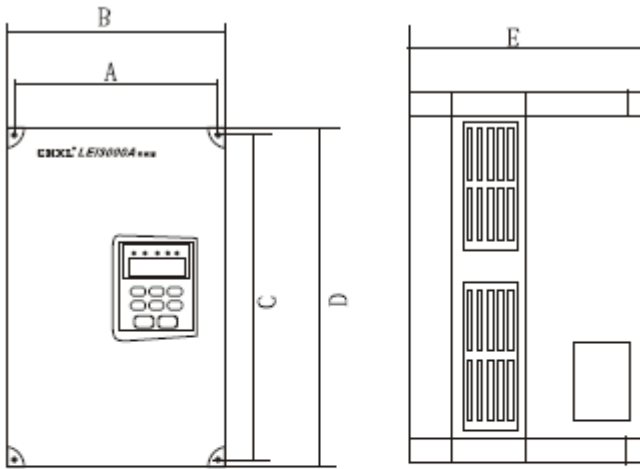
stop/RESET key

Wiring diagram



WWW

Mechanical Dimensions



Unit: mm

A	B	C	D	E	F	G
128	140	238	250	157	Φ5	

www.merontek.ca